



# 4-WAY STEM VALVES

## 4-WAY STEM VALVES

Four-way valves are 3-way valves with an additional outlet. When the stem is in one position air flows from the inlet to one of the outlets. The second outlet is open to the exhaust port. Moving the stem to the opposite position opens the inlet to the second outlet while exhausting the first outlet. 4-way stem valves

are spool valves that may either be spring return or double acting.

**Medium:** Air

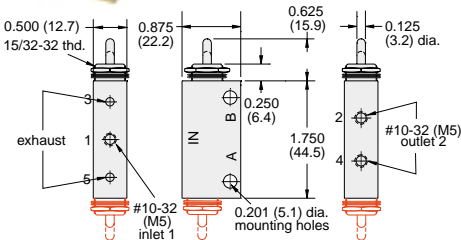

**Stem Travel:** 1/8" (3.2)

**Materials:** Brass body, Buna-N seals, stainless steel stem and spring

**Input Pressure:** 150 psig/10 bar max.

**Mounting:** 15/32-32 thread. Nut and lockwasher furnished.

## Miniature 4-Way Spool Valves

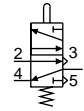


**Air Flow:** 5.0 SCFM @ 50 psig; 8.5 SCFM @ 100 psig;  
240 l/min @ 6 bar

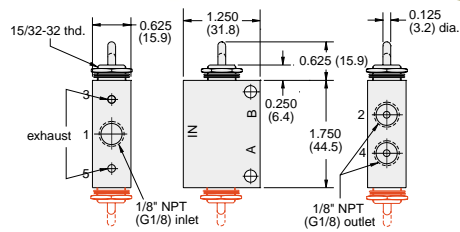

**Force For Full Stem Travel:** MAV-4 - 38 oz. nominal;  
MAV-4D - 12 oz. nominal

**Mounting:** Also two 0.201" dia. mounting holes in valve body.

Part No.	Description
MAV-4	Spool Valve with Spring Return, #10-32
MAV-4-M5	Spool Valve with Spring Return, M5
MAV-4D	2 Position Spool Valve, #10-32
MAV-4D-M5	2 Position Spool Valve, M5



## J-Series 4-Way Spool Valves

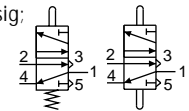


**Air Flow:** 8.0 SCFM @ 50 psig; 14.0 SCFM @ 100 psig;  
390 l/min @ 6 bar

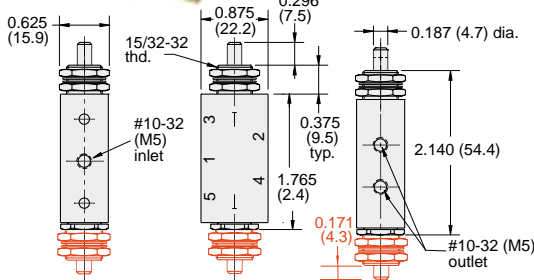
**Force For Full Stem Travel:** MAV-4 - 38 oz. nominal;  
MAV-4D - 12 oz. nominal

**Mounting:** Also two 0.201" dia. mounting holes in valve body.

Part No.	Description
MJV-4	Spool Valve with Spring Return, 1/8" NPT
MJV-4-MG	Spool Valve with Spring Return, G1/8
MJV-4D	2 Position Spool Valve, 1/8" NPT
MJV-4D-MG	2 Position Spool Valve, G1/8



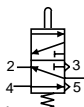
## FV-Series 4-Way Spool Valves



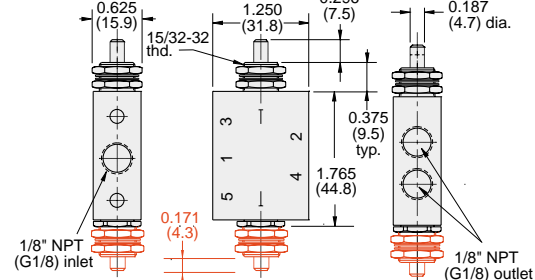
**Air Flow:** 6.0 SCFM @ 50 psig; 10 SCFM @ 100 psig;  
240 l/min @ 6 bar

**Force For Full Stem Travel:** FV-4 & FV-4-M5 - 4 1/2 lb. nominal;  
FV-4P & FV-4P-M5 - 1 1/2 lb. nominal

Part No.	Description
FV-4	Plunger Actuated Spring Return Valve, #10-32
FV-4-M5	Plunger Actuated Spring Return Valve, M5
FV-4D	2 Position Double Plunger Valve, #10-32
FV-4D-M5	2 Position Double Plunger Valve, M5



## FV-Series 4-Way Spool Valves



**Air Flow:** 6.5 SCFM @ 50 psig; 10 SCFM @ 100 psig;  
250 l/min @ 6 bar

**Force For Full Stem Travel:** FV-4P & FV-4-MG - 4 1/2 lb. nominal;  
FV-4DP & FV-4D-MG - 1 1/2 lb. nominal

Part No.	Description
FV-4P	Plunger Actuated Spring Return Valve, 1/8" NPT
FV-4-MG	Plunger Actuated Spring Return Valve, G1/8
FV-4DP	2 Position Double Plunger Valve, 1/8" NPT
FV-4D-MG	2 Position Double Plunger Valve, G1/8

